

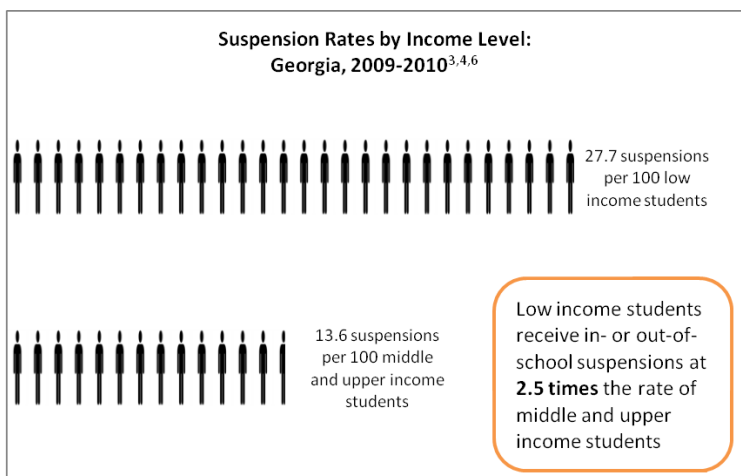
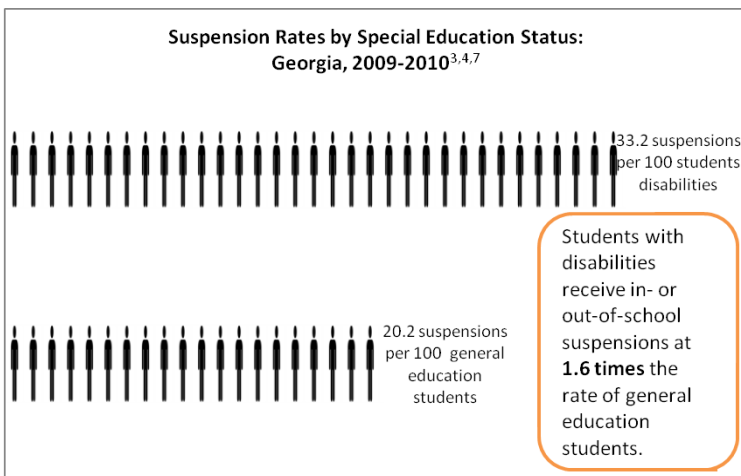
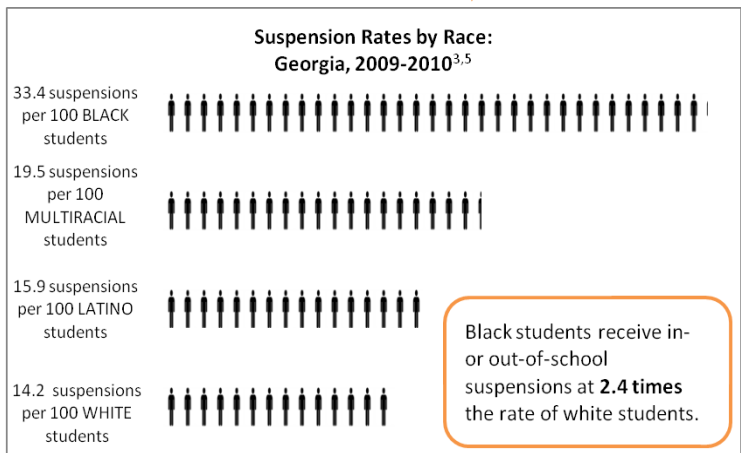
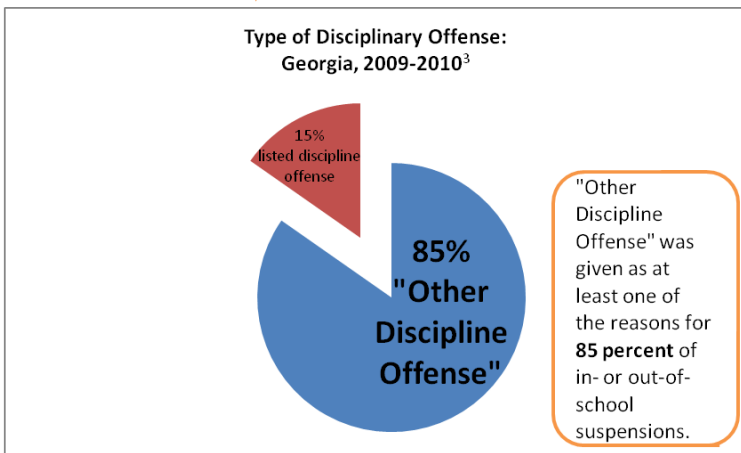
School Discipline Fact Sheet for Georgia

Maintaining a safe and healthy instructional climate is a critical responsibility of schools in the 21st century. Student behavior and academic achievement are inseparable, and safer schools are higher achieving schools. Unfortunately, many schools use only one set of tools—suspension, expulsion, and arrest—to maintain discipline and safety. Rather than contribute to a better learning environment, the overuse of these exclusionary practices has been shown to predict dropout and contribute to an unhealthy school atmosphere affecting students and teachers alike.

Georgia students lost **1.7 million days** of instructional time to in- or out-of-school suspensions during the 2009-2010 school year.²

1,933 Kindergarteners were suspended out-of-school during the 2009-2010 school year in Georgia.³

Georgia's graduation rate of 57.8 percent is **47th in the US**, 11 percentage points below the national average.¹



1. Editorial Projects in Education Research Center (2010). National and State Graduation Rates, 1996-7 to 2006-7. Available at <http://edweek.org>.
 2. Georgia Department of Education (2010). Data on Assignments/Days Assigned to In-School or Out-of-School Suspension. On file w/author.
 3. Georgia Department of Education (2010). DOE Suspensions 2010 District Totals. On file w/author.
 4. Georgia Department of Education (2010). Enrollment by Grade Level (PK-12), Georgia, School Year 2009-2010, Enrollment on Oct 6, 2009. Available from http://app3.doe.k12.ga.us/ows-bin/owa/fe_pack_enrollgrade.entry_form.
 5. Georgia Department of Education (2010). Enrollment by Race/Ethnicity, Gender and Grade Level (PK-12), Georgia, School Year 2009-2010, Enrollment on Mar 4 2010. Available from http://app3.doe.k12.ga.us/ows-bin/owa/fe_pack_ethnicsex.entry_form.
 6. Georgia Department of Education (2010). Free and Reduced Price Meal Eligibility, October 31, 2009 (FY2010-1). Available at http://app3.doe.k12.ga.us/ows-bin/owa/fe_pack_fm001_public.entry_form.
 7. Georgia Department of Education (2010). Georgia, 2009-2010 Special Education Annual Report, Enrollment of Students with Disabilities Ages 3-21. Available from <http://www.doe.k12.ga.us/ReportingFW.aspx?PageReq=105&PTID=51&CTID=76&Source=Enrollment&PID=37&StateId=ALL&T=1&FY=2010>.