

School Discipline Fact Sheet

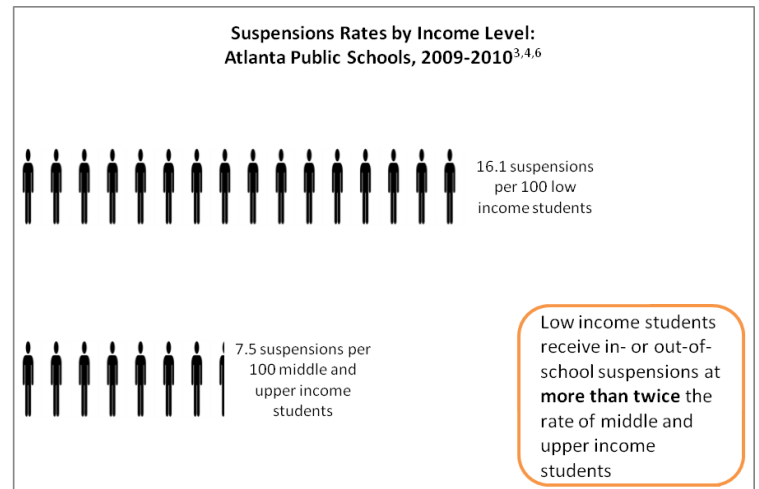
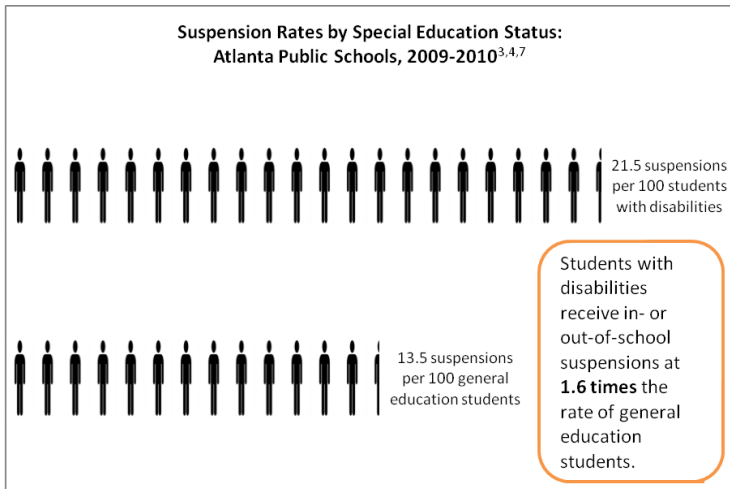
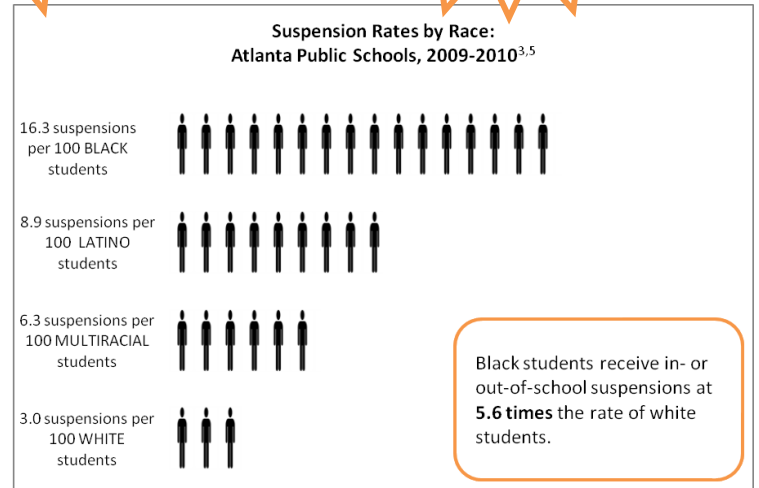
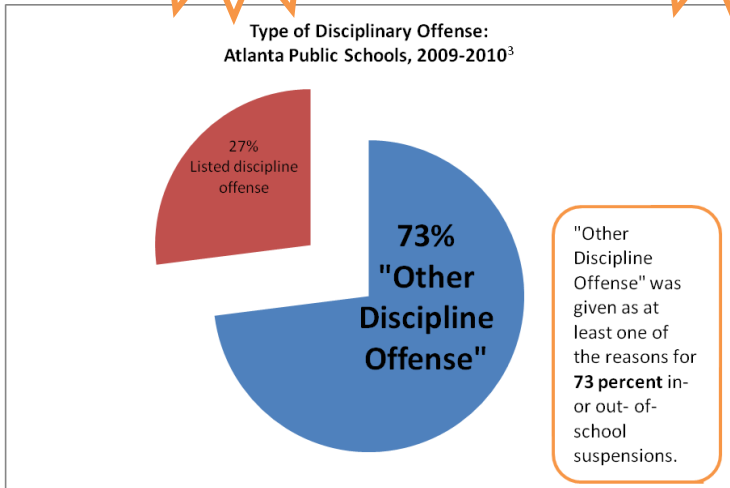
Atlanta Public Schools, Georgia

Maintaining a safe and healthy instructional climate is a critical responsibility of schools in the 21st century. Student behavior and academic achievement are inseparable, and safer schools are higher achieving schools. Unfortunately, many schools use only one set of tools—suspension, expulsion, and arrest—to maintain discipline and safety. Rather than contribute to a better learning environment, the overuse of these exclusionary practices has been shown to predict dropout and contribute to an unhealthy school atmosphere affecting students and teachers alike.

Atlanta Public Schools students lost **22,077 days** of instructional time to in- or out-of-school suspensions during the 2009-2010 school year.²

10 percent of Atlanta Public Schools students were suspended out-of-school at least once during the 2009-2010 school year.²

Atlanta Public Schools' graduation rate of 41.9 percent is **27 percentage points** below the national average and 16 percentage points below the Georgia average.¹



1. Editorial Projects in Education Research Center (2010). National and State Graduation Rates, 1996-7 to 2006-7. Available from <http://edweek.org>.
 2. Georgia Department of Education (2010). Data on Assignments/Days Assigned to In-School or Out-of-School Suspension. On file w/author.
 3. Georgia Department of Education (2010). DOE Suspensions 2010 District Totals. On file w/author.
 4. Georgia Department of Education (2010). Enrollment by Grade Level (PK-12), Atlanta Public Schools, School Year 2009-2010, Enrollment on Oct 6, 2009. Available from http://app3.doe.k12.ga.us/ows-bin/owa/fe_pack_enrollgrade.entry_form.
 5. Georgia Department of Education (2010). Enrollment by Race/Ethnicity, Gender and Grade Level (PK-12), Atlanta Public Schools, School Year 2009-2010, Enrollment on Oct 6, 2009. Available from http://app3.doe.k12.ga.us/ows-bin/owa/fe_pack_ethnicsex.entry_form.
 6. Georgia Department of Education (2010). Free and Reduced Price Meal Eligibility, October 31, 2009 (FY2010-1). Available from http://app3.doe.k12.ga.us/ows-bin/owa/fe_pack_fr001_public.entry_form.
 7. Georgia Department of Education (2010). Atlanta Public Schools, 2009-2010 Special Education Annual Report, Enrollment of Students with Disabilities Ages 3-21. Available from <http://www.doe.k12.ga.us/ReportingFW.aspx?PageReq=211&PID=61&PTID=67&CTID=216&StateId=ALL&T=0&RID=105>.